



NATA LIGHTING CO.,LTD.
www.nata.cn
Email:info@nata.com
Tel:+86-750-3770000 Fax:+86-750-3771111
Address:380JinOu Road,GaoXin Zone,Jiang Men City,Guangdong,China

NATA

Client:

LumCAT: 2-2646-L

Luminaire: 92.70.411.00

Report No: 2023614-B001

Ballast type: AC

Test No: 2023614-C001

Voltage(V): 34.010

LampCAT: SLM C 1208 L15 2024 G7 HE+

Current(A): 0.480

Lamp flux(lm): 2554.4

Power (W): 16.324

Number of Lamps: 1

PF: 0.000

Length(mm): 0

Width(mm): 0

Phm Type: C

Height(mm): 0

Photometric Results

Lumens(lm): 2466.62, Efficiency(%): 96.56% , Luminous Efficacy(lm/W): 151.10

Central intensity(cd): 4232.142, Maximum intensity(cd): 4232.142

Angle of maximum intensity: C=0.0 γ =0.0

Beam Angle(50%Imax): [C0/180]Total=48.2

[C90/270]Total=48.2

Field angle(10%Imax): [C0/180]Total=68.8

[C90/270]Total=68.8

Maximum s/h(1/2): C0_180=0.75 C90_270=0.75

Maximum s/h(1/4): C0_180=0.74 C90_270=0.74

Up flux rate of lamp(%): 0.00%

Down flux rate of lamp(%): 96.56%

Up flux rate of LUM(%): - -

Down flux rate of LUM(%): 100.00%

CIE Type : Direct lighting

Output flux ratio in π solid angle : 98.368%

$\gamma(^{\circ})$	Average I(cd)	Zonal F(lm)	Sum F(lm)	Eff Flux(%)	Eff Sum(%)
0.0	4232.143	0.000	0	0.00%	0.00%
1.0	4217.197	4.043	4.043	0.16%	0.16%
2.0	4176.720	12.048	16.091	0.47%	0.65%
3.0	4112.856	19.826	35.917	0.78%	1.46%
4.0	4043.318	27.301	63.218	1.07%	2.56%
5.0	3959.042	34.426	97.644	1.35%	3.96%
6.0	3875.389	41.172	138.816	1.61%	5.63%
7.0	3786.546	47.557	186.373	1.86%	7.56%
8.0	3706.768	53.628	240.001	2.10%	9.73%
9.0	3634.324	59.496	299.497	2.33%	12.14%
10.0	3558.143	65.089	364.586	2.55%	14.78%
11.0	3481.824	70.344	434.93	2.75%	17.63%
12.0	3411.802	75.357	510.287	2.95%	20.69%
13.0	3341.365	80.143	590.43	3.14%	23.94%
14.0	3264.562	84.555	674.985	3.31%	27.36%
15.0	3172.882	88.376	763.361	3.46%	30.95%
16.0	3078.435	91.599	854.961	3.59%	34.66%
17.0	2986.410	94.446	949.407	3.70%	38.49%
18.0	2885.113	96.809	1046.215	3.79%	42.41%
19.0	2771.707	98.417	1144.632	3.85%	46.40%
20.0	2642.941	99.103	1243.735	3.88%	50.42%
21.0	2520.609	99.151	1342.886	3.88%	54.44%
22.0	2392.604	98.733	1441.619	3.87%	58.45%
23.0	2263.353	97.695	1539.314	3.82%	62.41%
24.0	2131.750	96.093	1635.406	3.76%	66.30%
25.0	2006.582	94.097	1729.503	3.68%	70.12%
26.0	1868.890	91.481	1820.984	3.58%	73.83%
27.0	1710.025	87.559	1908.543	3.43%	77.37%
28.0	1474.246	80.619	1989.162	3.16%	80.64%
29.0	1299.398	72.566	2061.728	2.84%	83.59%
30.0	1132.652	65.665	2127.393	2.57%	86.25%
31.0	982.686	58.867	2186.26	2.30%	88.63%
32.0	797.964	51.014	2237.274	2.00%	90.70%
33.0	630.277	42.076	2279.35	1.65%	92.41%
34.0	476.082	33.482	2312.832	1.31%	93.77%
35.0	340.099	25.348	2338.179	0.99%	94.79%
36.0	247.271	18.702	2356.881	0.73%	95.55%
37.0	162.726	13.372	2370.253	0.52%	96.09%

$\gamma(^{\circ})$	Average I(cd)	Zonal F(lm)	Sum F(lm)	Eff Flux(%)	Eff Sum(%)
38.0	103.989	8.903	2379.156	0.35%	96.45%
39.0	60.142	5.602	2384.758	0.22%	96.68%
40.0	47.141	3.742	2388.5	0.15%	96.83%
41.0	39.599	3.089	2391.588	0.12%	96.96%
42.0	34.734	2.701	2394.289	0.11%	97.07%
43.0	31.302	2.446	2396.735	0.10%	97.17%
44.0	28.673	2.264	2398.999	0.09%	97.26%
45.0	26.632	2.125	2401.124	0.08%	97.34%
46.0	25.061	2.022	2403.146	0.08%	97.43%
47.0	23.719	1.940	2405.086	0.08%	97.51%
48.0	22.536	1.870	2406.956	0.07%	97.58%
49.0	21.463	1.807	2408.763	0.07%	97.65%
50.0	20.592	1.753	2410.516	0.07%	97.73%
51.0	19.837	1.710	2412.227	0.07%	97.79%
52.0	19.159	1.673	2413.9	0.07%	97.86%
53.0	18.523	1.639	2415.539	0.06%	97.93%
54.0	17.983	1.609	2417.148	0.06%	97.99%
55.0	17.506	1.584	2418.732	0.06%	98.06%
56.0	17.070	1.562	2420.295	0.06%	98.12%
57.0	16.661	1.542	2421.837	0.06%	98.18%
58.0	16.302	1.524	2423.361	0.06%	98.25%
59.0	15.956	1.508	2424.869	0.06%	98.31%
60.0	15.658	1.494	2426.363	0.06%	98.37%
61.0	15.347	1.480	2427.842	0.06%	98.43%
62.0	15.063	1.465	2429.308	0.06%	98.49%
63.0	14.835	1.454	2430.762	0.06%	98.55%
64.0	14.593	1.444	2432.206	0.06%	98.60%
65.0	14.357	1.433	2433.639	0.06%	98.66%
66.0	14.136	1.422	2435.06	0.06%	98.72%
67.0	13.928	1.411	2436.471	0.06%	98.78%
68.0	13.728	1.401	2437.872	0.05%	98.83%
69.0	13.520	1.390	2439.262	0.05%	98.89%
70.0	13.347	1.380	2440.642	0.05%	98.95%
71.0	13.188	1.371	2442.014	0.05%	99.00%
72.0	13.063	1.365	2443.379	0.05%	99.06%
73.0	12.946	1.360	2444.739	0.05%	99.11%
74.0	12.814	1.354	2446.093	0.05%	99.17%
75.0	12.704	1.348	2447.441	0.05%	99.22%

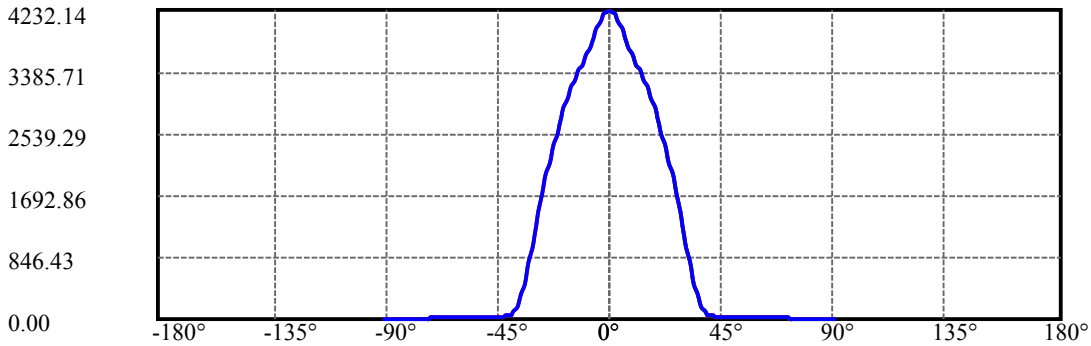
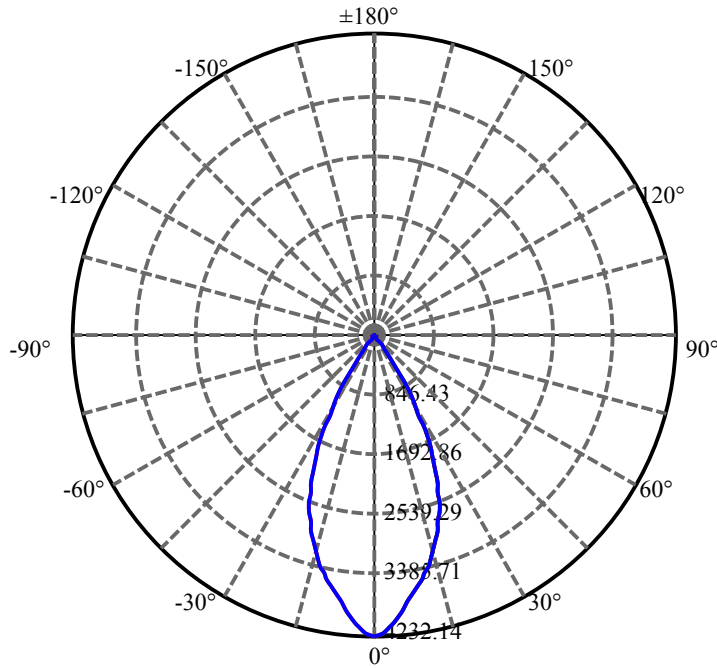
$\gamma(^{\circ})$	Average I(cd)	Zonal F(lm)	Sum F(lm)	Eff Flux(%)	Eff Sum(%)
76.0	12.607	1.344	2448.785	0.05%	99.28%
77.0	12.489	1.338	2450.123	0.05%	99.33%
78.0	12.385	1.332	2451.454	0.05%	99.39%
79.0	12.295	1.326	2452.781	0.05%	99.44%
80.0	12.212	1.321	2454.102	0.05%	99.49%
81.0	12.088	1.314	2455.416	0.05%	99.55%
82.0	11.956	1.304	2456.72	0.05%	99.60%
83.0	11.825	1.293	2458.013	0.05%	99.65%
84.0	11.693	1.281	2459.294	0.05%	99.70%
85.0	11.548	1.268	2460.562	0.05%	99.75%
86.0	11.313	1.250	2461.812	0.05%	99.81%
87.0	11.085	1.226	2463.038	0.05%	99.85%
88.0	10.932	1.206	2464.244	0.05%	99.90%
89.0	10.822	1.192	2465.436	0.05%	99.95%
90.0	10.711	1.181	2466.617	0.05%	100.00%

ZONAL LUMEN SUMMARY

Zone	Lumens	%Lamp	%Fixt
0-30	2127.39	83.28%	86.25%
0-40	2388.50	93.51%	96.83%
0-60	2426.36	94.99%	98.37%
0-90	2465.44	96.52%	99.95%
0-120	2465.44	96.52%	99.95%
0-180	2466.62	96.56%	100.00%
60-90	39.07	1.53%	1.58%
90-120	0.00	0.00%	0.00%
90-130	0.00	0.00%	0.00%
90-150	0.00	0.00%	0.00%
90-180	0.00	0.00%	0.00%
0-27.80	1973.29	77.25%	80.00%

ZONAL LUMEN SUMMARY

0-10	364.59
10-20	879.15
20-30	883.66
30-40	261.11
40-50	22.02
50-60	15.85
60-70	14.28
70-80	13.46
80-90	11.33
90-100	0.00
100-110	0.00
110-120	0.00
120-130	0.00
130-140	0.00
140-150	0.00
150-160	0.00
160-170	0.00
170-180	0.00



C0(Max): —————

C0/C180: —————

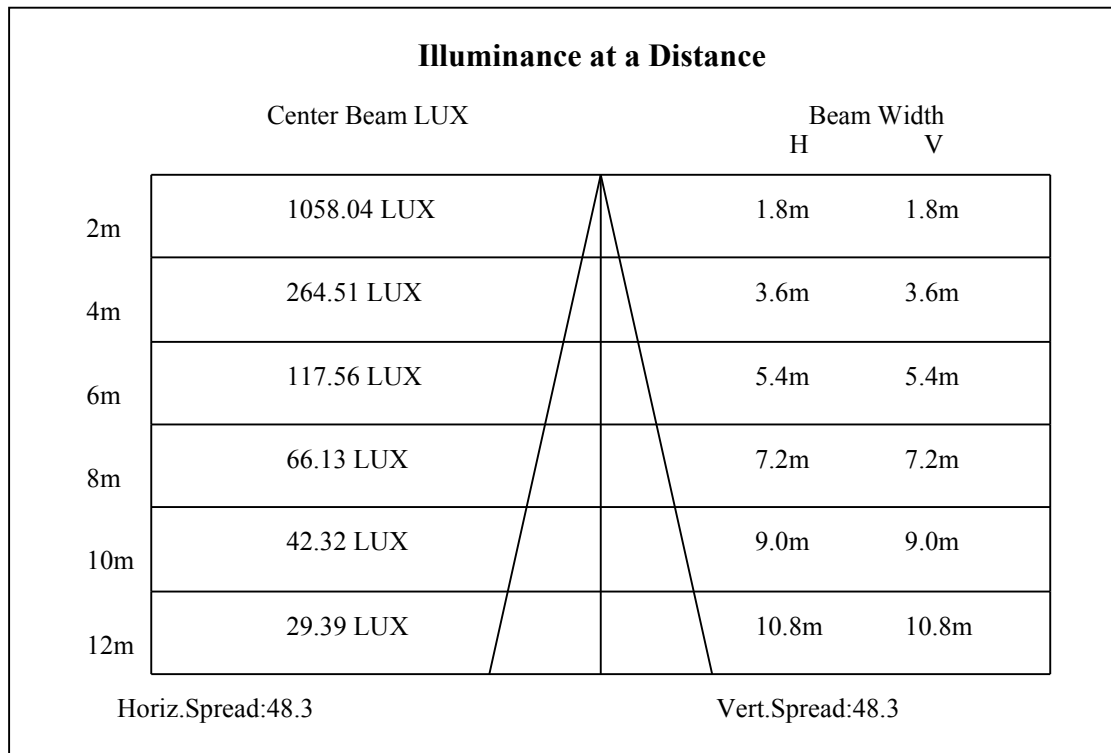
C90/C270: —————

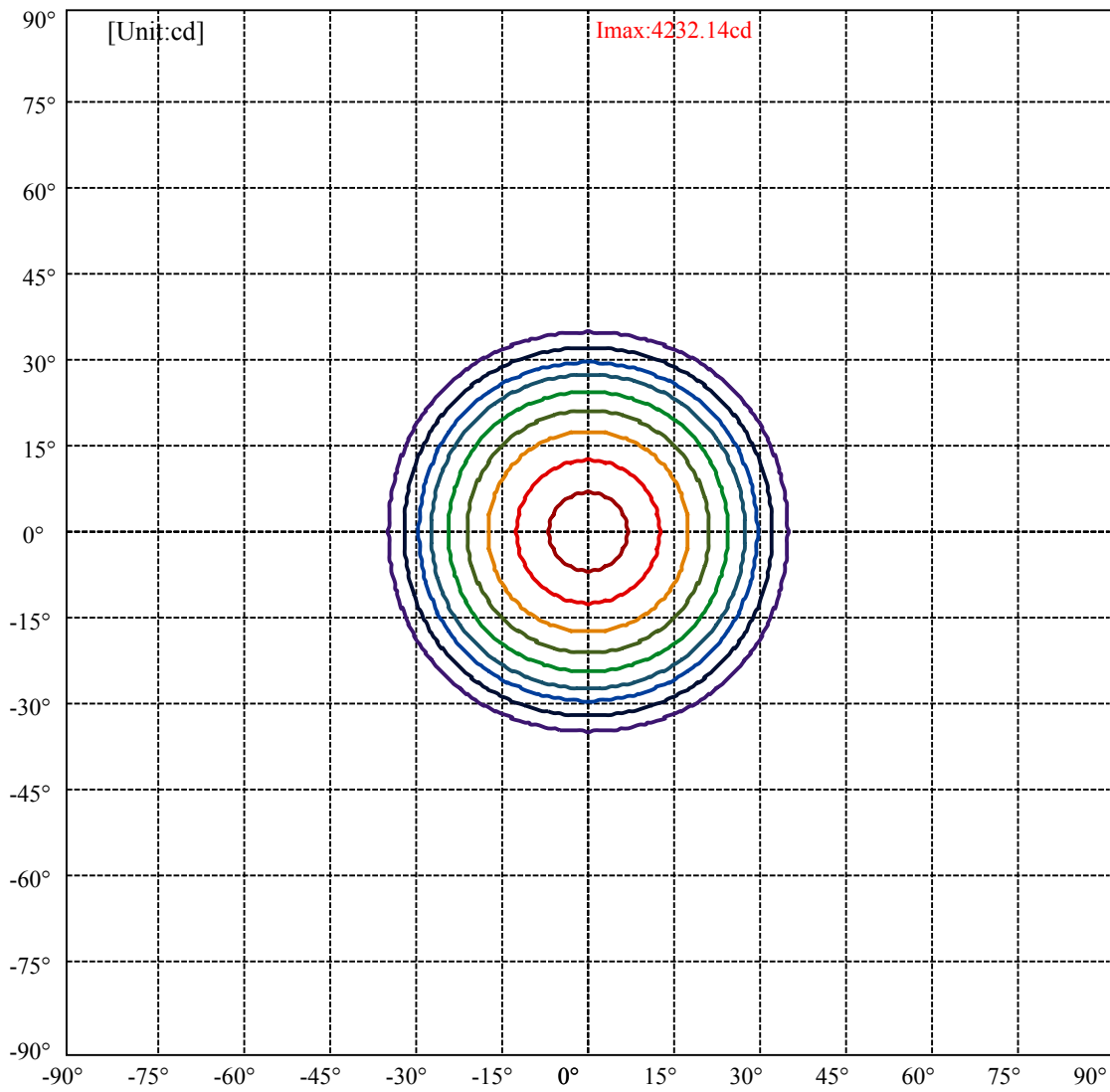
Field angle(10%Imax):C0/180Left:34.4 Right:34.4

:C90/270Left:34.4 Right:34.4

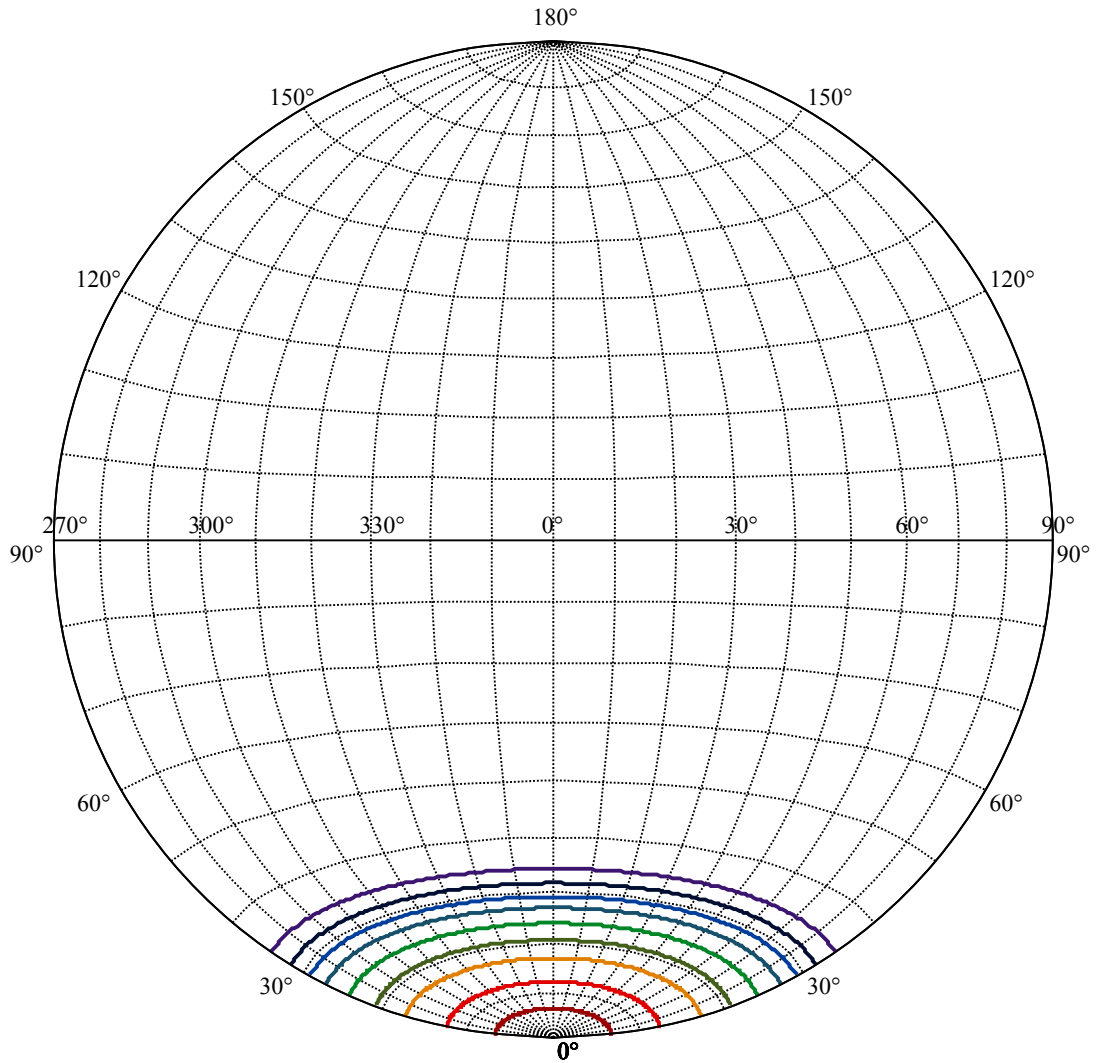
Beam Angle(50%Imax):C0/180Left:24.1 Right:24.1

:C90/270Left:24.1 Right:24.1





(10%Imax) 423.214	—
(20%Imax) 846.428	—
(30%Imax) 1269.64	—
(40%Imax) 1692.86	—
(50%Imax) 2116.07	—
(60%Imax) 2539.29	—
(70%Imax) 2962.5	—
(80%Imax) 3385.71	—
(90%Imax) 3808.93	—



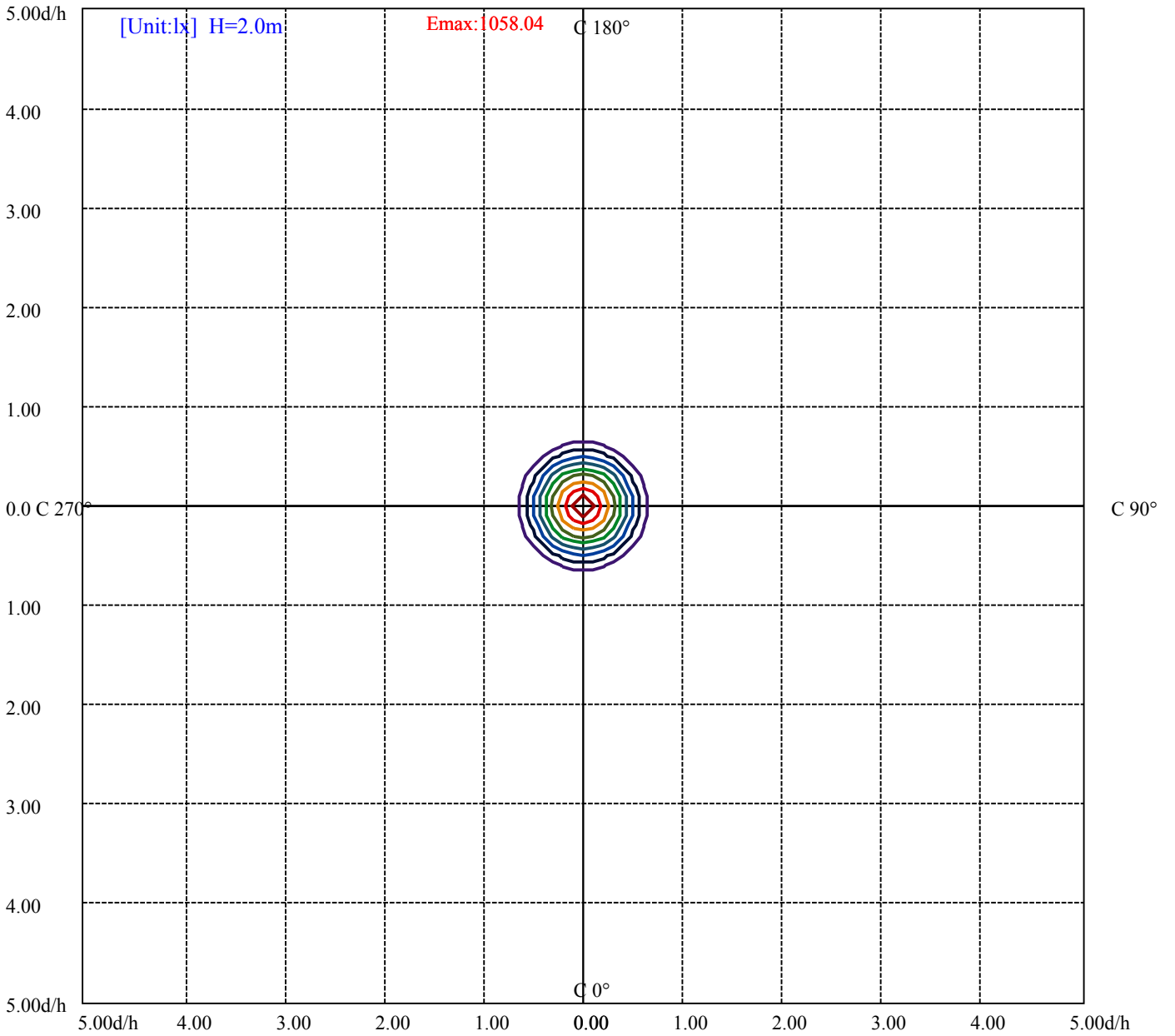
House

[Unit:cd]

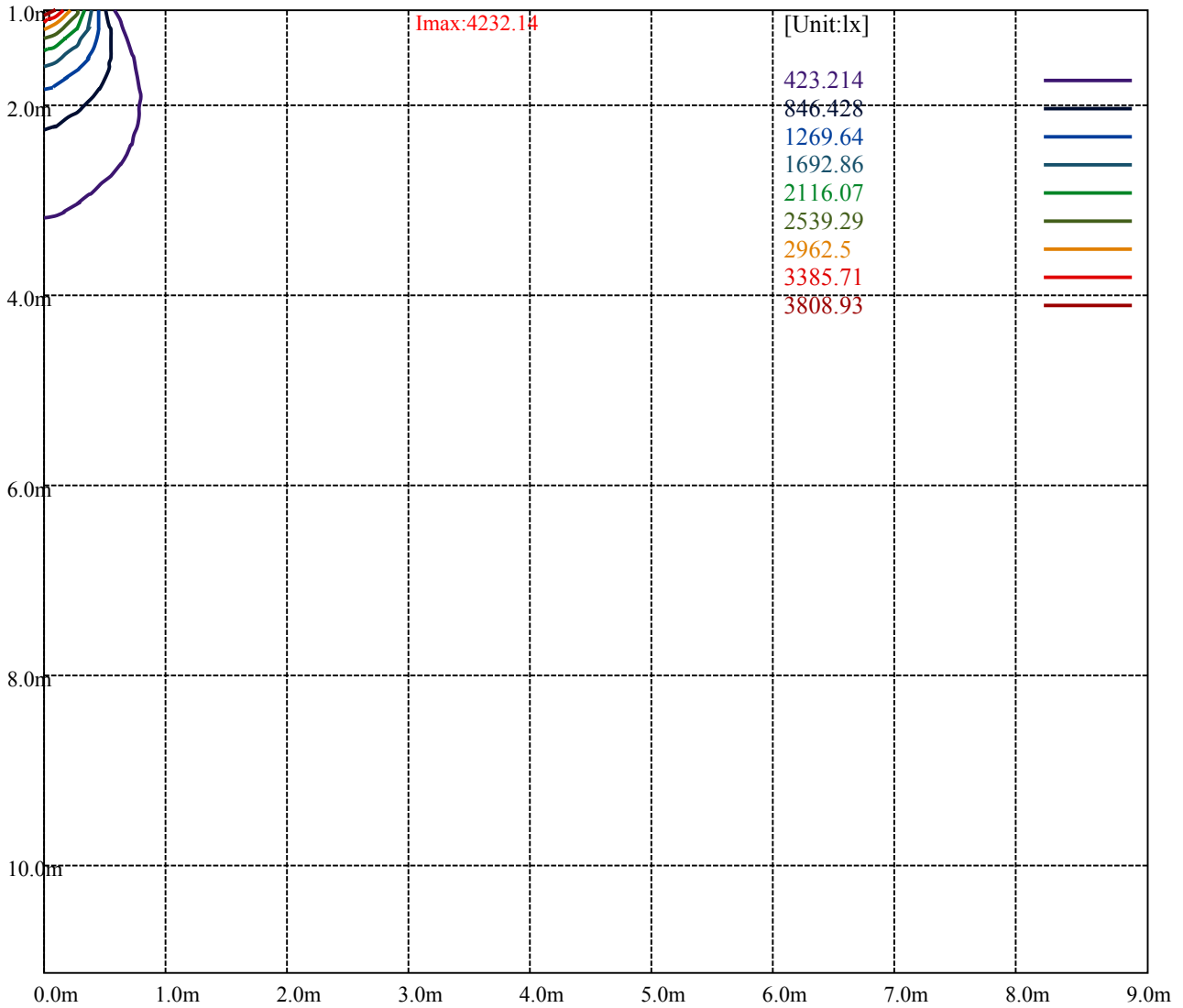
Road

Imax:4232.14

(10%Imax)	423.214	—
(20%Imax)	846.428	—
(30%Imax)	1269.64	—
(40%Imax)	1692.86	—
(50%Imax)	2116.07	—
(60%Imax)	2539.29	—
(70%Imax)	2962.5	—
(80%Imax)	3385.71	—
(90%Imax)	3808.93	—



- (10%Emax) 105.8035
- (20%Emax) 211.607
- (30%Emax) 317.41
- (40%Emax) 423.215
- (50%Emax) 529.0175
- (60%Emax) 634.82
- (70%Emax) 740.625
- (80%Emax) 846.4275
- (90%Emax) 952.2325



Luminance Table

γ	45	50	55	60	65	70	75	80	85
C0	0	0	0	0	0	0	0	0	0
C45	0	0	0	0	0	0	0	0	0
C90	0	0	0	0	0	0	0	0	0

L(Hor)(65)	L(Ver)(65)	L45(65)	L(Hor)(75)	L(Ver)(75)	L45(75)	L(Hor)(85)	L(Ver)(85)	L45(85)
0	0	0	0	0	0	0	0	0

Glare Table

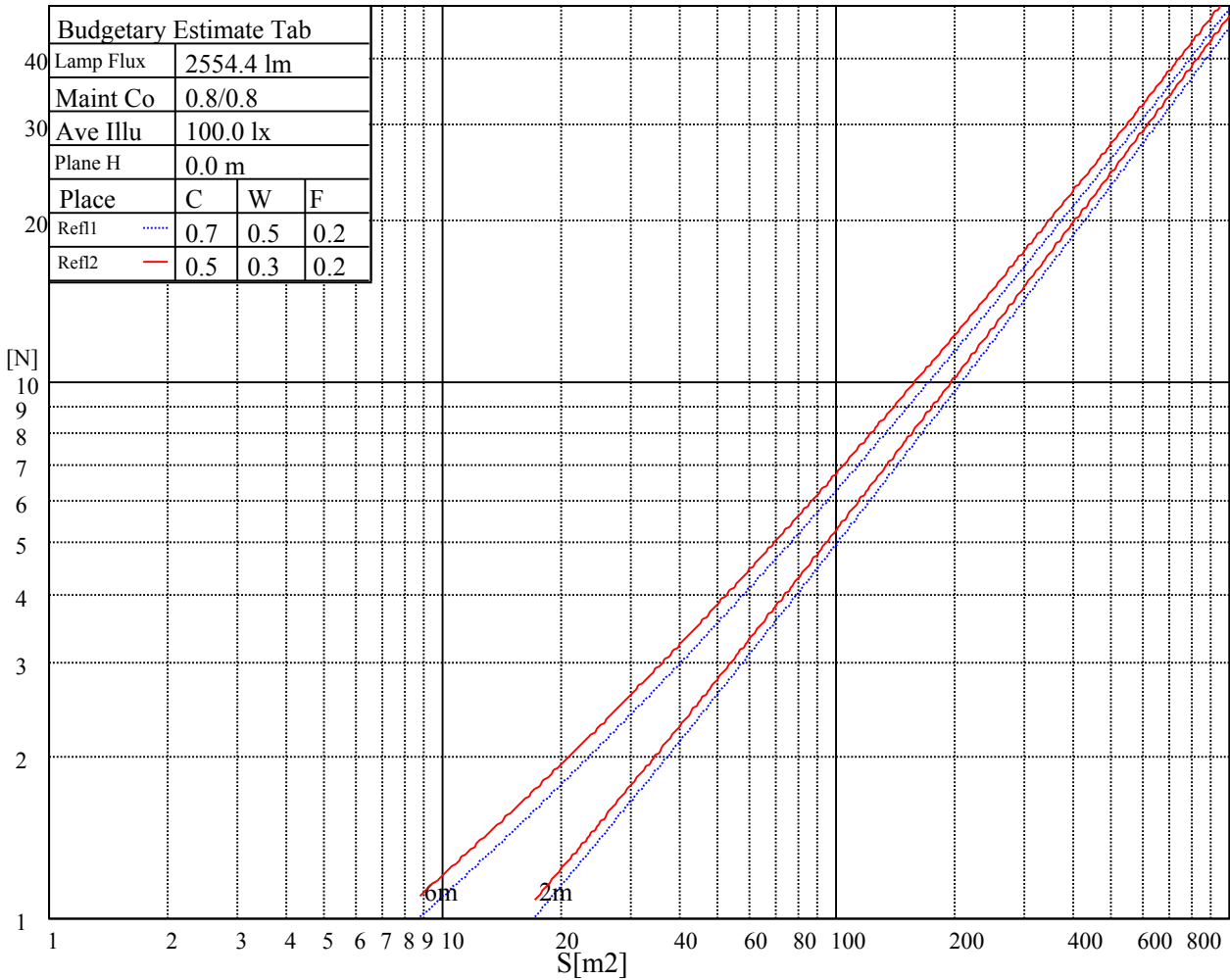
Glare	Quality	Service Values Illuminance(lx)							
1.15	A	2000	1000	500	<=300				
1.5	B		2000	1000	500	<=300			
1.85	C			2000	1000	500	<=300		
2.2	D				2000	1000	500	<=300	
2.55	E					2000	1000	500	<=300
		a	b	c	d	e	f	g	h

Luminance Limiting Curve

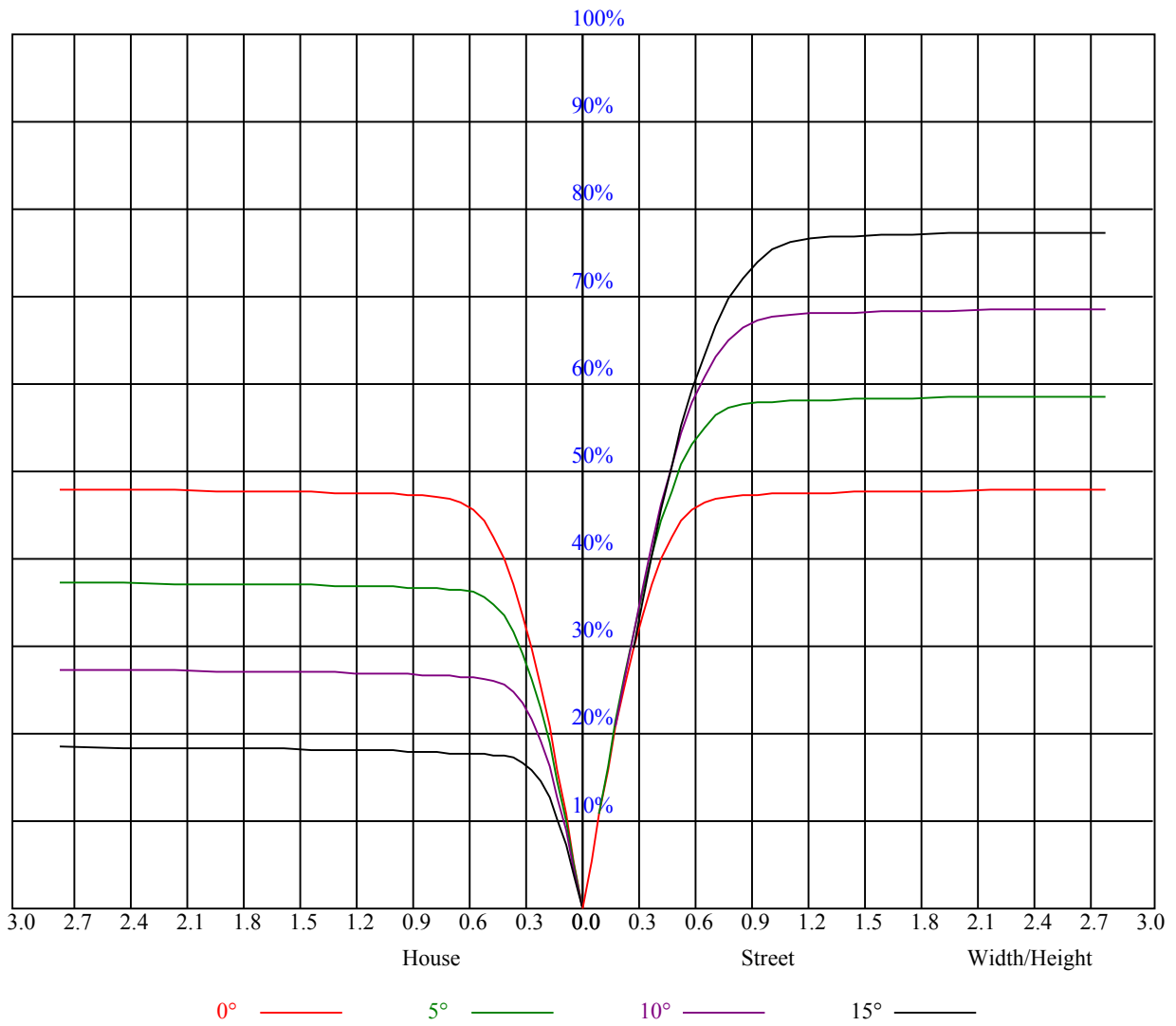


Illumination assessment according UGR											
Rf of Ceiling	70	70	50	50	30	70	70	50	50	30	
Rf of Wall	50	30	50	30	30	50	30	50	30	30	
Rf of Floor	20	20	20	20	20	20	20	20	20	20	
Room dimensions		Viewed crosswise					Viewed endwise				
X	Y										
2H	2H	非数字	非数字	非数字	非数字	非数字	非数字	非数字	非数字	非数字	非数字
	3H	非数字	非数字	非数字	非数字	非数字	非数字	非数字	非数字	非数字	非数字
	4H	非数字	非数字	非数字	非数字	非数字	非数字	非数字	非数字	非数字	非数字
	6H	非数字	非数字	非数字	非数字	非数字	非数字	非数字	非数字	非数字	非数字
	8H	非数字	非数字	非数字	非数字	非数字	非数字	非数字	非数字	非数字	非数字
4H	12H	非数字	非数字	非数字	非数字	非数字	非数字	非数字	非数字	非数字	非数字
	2H	非数字	非数字	非数字	非数字	非数字	非数字	非数字	非数字	非数字	非数字
	3H	非数字	非数字	非数字	非数字	非数字	非数字	非数字	非数字	非数字	非数字
	4H	非数字	非数字	非数字	非数字	非数字	非数字	非数字	非数字	非数字	非数字
	6H	非数字	非数字	非数字	非数字	非数字	非数字	非数字	非数字	非数字	非数字
8H	8H	非数字	非数字	非数字	非数字	非数字	非数字	非数字	非数字	非数字	非数字
	12H	非数字	非数字	非数字	非数字	非数字	非数字	非数字	非数字	非数字	非数字
	4H	非数字	非数字	非数字	非数字	非数字	非数字	非数字	非数字	非数字	非数字
	6H	非数字	非数字	非数字	非数字	非数字	非数字	非数字	非数字	非数字	非数字
	8H	非数字	非数字	非数字	非数字	非数字	非数字	非数字	非数字	非数字	非数字
12H	12H	非数字	非数字	非数字	非数字	非数字	非数字	非数字	非数字	非数字	非数字
	4H	非数字	非数字	非数字	非数字	非数字	非数字	非数字	非数字	非数字	非数字
	6H	非数字	非数字	非数字	非数字	非数字	非数字	非数字	非数字	非数字	非数字
8H	非数字	非数字	非数字	非数字	非数字	非数字	非数字	非数字	非数字	非数字	
Variation with the observer position at spacings:											
S = 1.0H	非数字/非数字					非数字/非数字					
S = 1.5H	非数字/非数字					非数字/非数字					
S = 2.0H	非数字/非数字					非数字/非数字					
Standard tables:	BK0					BK0					
Uncorrected UGR	负无穷大					负无穷大					

UGR calculation is based on CIE Publ. 117 ,S/H = 0.25



RHOCC	80			70			50			30			10			0
RHOW	50	30	10	50	30	10	50	30	10	50	30	10	50	30	10	0
RCR	COEFFICIENTS OF UTILIZATION RHOFC=20 CU															
0	1.15	1.15	1.15	1.12	1.12	1.12	1.07	1.07	1.07	1.03	1.03	1.03	0.99	0.99	0.99	0.97
1	1.07	1.05	1.03	1.05	1.03	1.01	1.01	1.00	0.98	0.98	0.96	0.95	0.94	0.93	0.93	0.91
2	1.01	0.97	0.94	0.99	0.96	0.93	0.96	0.93	0.91	0.93	0.91	0.89	0.90	0.89	0.87	0.86
3	0.95	0.90	0.87	0.93	0.89	0.86	0.91	0.88	0.85	0.89	0.86	0.83	0.87	0.84	0.82	0.81
4	0.89	0.85	0.81	0.88	0.84	0.80	0.86	0.83	0.80	0.85	0.81	0.79	0.83	0.80	0.78	0.76
5	0.85	0.80	0.76	0.84	0.79	0.76	0.82	0.78	0.75	0.81	0.77	0.74	0.79	0.76	0.74	0.72
6	0.80	0.75	0.71	0.80	0.75	0.71	0.78	0.74	0.71	0.77	0.73	0.70	0.76	0.72	0.70	0.69
7	0.76	0.71	0.68	0.76	0.71	0.67	0.75	0.70	0.67	0.73	0.70	0.67	0.72	0.69	0.66	0.65
8	0.73	0.68	0.64	0.72	0.67	0.64	0.71	0.67	0.64	0.70	0.66	0.63	0.69	0.66	0.63	0.62
9	0.69	0.64	0.61	0.69	0.64	0.61	0.68	0.64	0.60	0.67	0.63	0.60	0.66	0.63	0.60	0.59
10	0.66	0.61	0.58	0.66	0.61	0.58	0.65	0.61	0.58	0.64	0.60	0.57	0.64	0.60	0.57	0.56



Intensity data(cd)

C/γ(°)	0.0	1.0	2.0	3.0	4.0	5.0	6.0	7.0	8.0
0.0	4252.21	4227.30	4195.19	4151.46	4081.17	4011.42	3931.16	3850.34	3782.81
45.0	4223.98	4240.58	4220.10	4177.48	4135.41	4069.54	4002.01	3907.91	3838.72
90.0	4222.87	4187.44	4135.41	4066.22	3992.05	3885.21	3801.63	3714.72	3616.20
135.0	4229.51	4206.26	4150.91	4083.38	4008.10	3901.27	3822.11	3739.63	3640.55
180.0	4252.21	4230.62	4188.55	4097.22	4021.94	3945.55	3863.63	3762.88	3680.96
225.0	4223.98	4182.46	4112.72	4021.38	3942.23	3858.09	3757.35	3678.19	3613.98
270.0	4222.87	4225.64	4217.34	4159.77	4091.13	4006.44	3925.07	3819.34	3740.74
315.0	4229.51	4237.26	4193.53	4145.93	4074.52	3994.81	3900.16	3819.34	3740.19
360.0	4252.21	4227.30	4195.19	4151.46	4081.17	4011.42	3931.16	3850.34	3782.81

C/γ(°)	9.0	10.0	11.0	12.0	13.0	14.0	15.0	16.0	17.0
0.0	3709.19	3645.53	3581.32	3520.99	3459.54	3397.55	3300.68	3219.86	3141.81
45.0	3763.44	3695.90	3615.09	3550.88	3498.85	3409.73	3335.55	3252.52	3146.24
90.0	3541.47	3475.60	3379.84	3310.64	3233.15	3146.24	3037.75	2939.77	2834.05
135.0	3567.48	3492.76	3416.37	3325.59	3252.52	3173.92	3092.55	2989.59	2900.47
180.0	3610.66	3534.27	3446.26	3381.50	3310.09	3222.08	3144.03	3035.54	2954.17
225.0	3540.91	3457.88	3383.71	3322.82	3246.43	3173.92	3064.32	2975.20	2871.69
270.0	3675.98	3585.75	3520.99	3434.64	3366.00	3301.23	3217.10	3106.39	3018.93
315.0	3665.46	3577.45	3511.02	3447.37	3364.34	3291.82	3191.08	3108.60	3023.91
360.0	3709.19	3645.53	3581.32	3520.99	3459.54	3397.55	3300.68	3219.86	3141.81

C/γ(°)	18.0	19.0	20.0	21.0	22.0	23.0	24.0	25.0	26.0
0.0	3016.16	2903.79	2747.14	2623.71	2486.43	2351.37	2183.09	2044.71	1912.41
45.0	3046.61	2940.88	2789.77	2649.17	2513.00	2376.83	2210.21	2070.72	1930.68
90.0	2723.90	2581.64	2460.97	2340.85	2190.84	2072.94	1918.50	1801.15	1668.30
135.0	2815.78	2680.17	2580.53	2443.25	2334.76	2236.78	2123.86	1971.09	1828.83
180.0	2870.03	2744.93	2636.99	2529.05	2410.04	2261.69	2150.99	2029.21	1895.81
225.0	2769.84	2661.90	2517.98	2399.52	2287.71	2149.32	2034.74	1916.84	1780.12
270.0	2929.81	2847.89	2718.36	2608.21	2491.96	2347.49	2236.78	2134.38	1993.23
315.0	2908.78	2812.46	2691.79	2571.12	2426.09	2310.40	2195.82	2084.56	1941.75
360.0	3016.16	2903.79	2747.14	2623.71	2486.43	2351.37	2183.09	2044.71	1912.41

C/γ(°)	27.0	28.0	29.0	30.0	31.0	32.0	33.0	34.0	35.0
0.0	1772.37	1571.99	1102.03	1102.03	1058.58	844.70	680.30	485.67	344.63
45.0	1801.15	1626.23	1460.73	1292.45	1084.32	921.03	720.65	568.43	424.51
90.0	1468.48	1079.56	1079.56	955.29	748.44	590.90	446.26	316.84	185.88
135.0	1664.43	1486.74	1259.79	1083.77	910.51	697.95	543.52	404.03	308.82
180.0	1700.96	1529.36	1349.47	1123.07	938.74	768.25	575.62	437.79	309.37
225.0	1581.40	1089.86	1089.86	1045.41	831.63	667.73	522.59	357.31	240.79
270.0	1875.88	1740.26	1545.97	1378.80	1208.87	983.58	809.21	649.24	497.02
315.0	1815.54	1669.96	1507.78	1080.39	1080.39	909.57	744.06	589.35	409.78
360.0	1772.37	1571.99	1102.03	1102.03	1058.58	844.70	680.30	485.67	344.63

C/γ(°)	36.0	37.0	38.0	39.0	40.0	41.0	42.0	43.0	44.0
0.0	224.96	115.97	71.96	54.36	41.68	36.31	32.66	29.89	27.62
45.0	295.53	295.53	85.91	54.52	42.57	33.82	30.06	27.29	25.19
90.0	111.92	73.51	57.57	45.61	39.85	34.54	31.50	29.28	27.12
135.0	308.82	96.76	67.48	54.58	46.66	39.91	36.15	33.16	30.83
180.0	280.59	160.69	76.28	57.29	43.95	37.53	33.16	30.11	27.29
225.0	149.73	87.02	63.93	49.65	38.80	33.54	29.84	27.12	24.58
270.0	324.87	293.87	293.87	89.23	64.93	52.97	43.23	37.97	34.21
315.0	281.75	178.46	114.91	75.89	58.67	48.16	41.29	35.59	32.55
360.0	224.96	115.97	71.96	54.36	41.68	36.31	32.66	29.89	27.62

Intensity data(cd)

C/γ(°)	45.0	46.0	47.0	48.0	49.0	50.0	51.0	52.0	53.0
0.0	26.13	24.85	23.86	22.81	21.92	21.20	20.26	19.65	18.82
45.0	23.25	21.98	20.65	19.76	19.04	18.21	17.66	17.16	16.61
90.0	25.68	24.41	23.36	22.14	21.20	20.43	19.65	18.88	18.21
135.0	28.45	26.79	25.30	24.08	22.75	21.81	21.03	20.15	19.54
180.0	25.46	23.86	22.25	21.03	19.93	19.04	18.32	17.66	16.88
225.0	22.86	21.42	20.20	18.93	17.88	16.94	16.44	16.22	15.94
270.0	30.83	28.89	27.29	25.96	24.63	23.69	22.86	22.09	21.37
315.0	30.39	28.29	26.85	25.57	24.36	23.41	22.47	21.48	20.81
360.0	26.13	24.85	23.86	22.81	21.92	21.20	20.26	19.65	18.82
C/γ(°)	54.0	55.0	56.0	57.0	58.0	59.0	60.0	61.0	62.0
0.0	18.21	17.71	17.21	16.66	16.27	15.83	15.44	15.00	14.67
45.0	16.22	15.89	15.55	15.17	14.89	14.67	14.39	14.12	13.95
90.0	17.66	17.05	16.61	16.16	15.67	15.28	14.95	14.56	14.28
135.0	18.93	18.27	17.71	17.27	16.72	16.27	15.94	15.55	15.17
180.0	16.44	16.11	15.94	15.78	15.61	15.50	15.44	15.22	15.06
225.0	15.83	15.72	15.55	15.44	15.39	15.33	15.28	15.28	15.22
270.0	20.48	19.87	19.32	18.71	18.27	17.66	17.21	16.83	16.38
315.0	20.09	19.43	18.65	18.10	17.60	17.10	16.61	16.22	15.78
360.0	18.21	17.71	17.21	16.66	16.27	15.83	15.44	15.00	14.67
C/γ(°)	63.0	64.0	65.0	66.0	67.0	68.0	69.0	70.0	71.0
0.0	14.39	14.12	13.84	13.67	13.45	13.34	13.17	13.06	12.95
45.0	13.84	13.62	13.51	13.40	13.28	13.23	13.12	13.01	12.95
90.0	14.06	13.84	13.62	13.40	13.28	13.06	12.95	12.90	12.73
135.0	14.95	14.67	14.39	14.06	13.89	13.67	13.45	13.28	13.12
180.0	14.83	14.67	14.50	14.39	14.12	13.95	13.78	13.67	13.51
225.0	15.11	14.89	14.72	14.50	14.23	14.06	13.78	13.56	13.40
270.0	16.05	15.83	15.55	15.22	14.95	14.61	14.28	13.95	13.67
315.0	15.44	15.11	14.72	14.45	14.23	13.89	13.62	13.34	13.17
360.0	14.39	14.12	13.84	13.67	13.45	13.34	13.17	13.06	12.95
C/γ(°)	72.0	73.0	74.0	75.0	76.0	77.0	78.0	79.0	80.0
0.0	12.90	12.79	12.73	12.62	12.57	12.45	12.40	12.29	12.23
45.0	12.84	12.79	12.68	12.62	12.57	12.45	12.40	12.29	12.23
90.0	12.68	12.62	12.51	12.40	12.34	12.23	12.12	12.07	11.96
135.0	12.95	12.90	12.79	12.62	12.51	12.40	12.29	12.18	12.07
180.0	13.45	13.28	13.01	12.84	12.73	12.57	12.45	12.40	12.29
225.0	13.28	13.06	12.95	12.79	12.68	12.57	12.45	12.34	12.29
270.0	13.40	13.23	13.06	13.01	12.84	12.73	12.57	12.51	12.40
315.0	13.01	12.90	12.79	12.73	12.62	12.51	12.40	12.29	12.23
360.0	12.90	12.79	12.73	12.62	12.57	12.45	12.40	12.29	12.23
C/γ(°)	81.0	82.0	83.0	84.0	85.0	86.0	87.0	88.0	89.0
0.0	12.07	11.96	11.85	11.68	11.57	11.35	11.13	11.02	10.90
45.0	12.12	12.01	11.85	11.73	11.57	11.40	11.18	11.02	10.90
90.0	11.85	11.68	11.57	11.40	11.18	11.02	10.85	10.74	10.68
135.0	11.96	11.85	11.68	11.51	11.35	11.07	10.90	10.68	10.63
180.0	12.18	12.07	11.90	11.79	11.68	11.51	11.07	10.96	10.79
225.0	12.18	12.01	11.90	11.79	11.62	11.24	11.13	10.96	10.85
270.0	12.23	12.12	12.01	11.90	11.79	11.62	11.24	11.13	11.02
315.0	12.12	11.96	11.85	11.73	11.62	11.29	11.18	10.96	10.79
360.0	12.07	11.96	11.85	11.68	11.57	11.35	11.13	11.02	10.90

Intensity data(cd)

C/ γ (°)	90.0
0.0	10.85
45.0	10.85
90.0	10.63
135.0	10.57
180.0	10.68
225.0	10.68
270.0	10.74
315.0	10.68
360.0	10.85